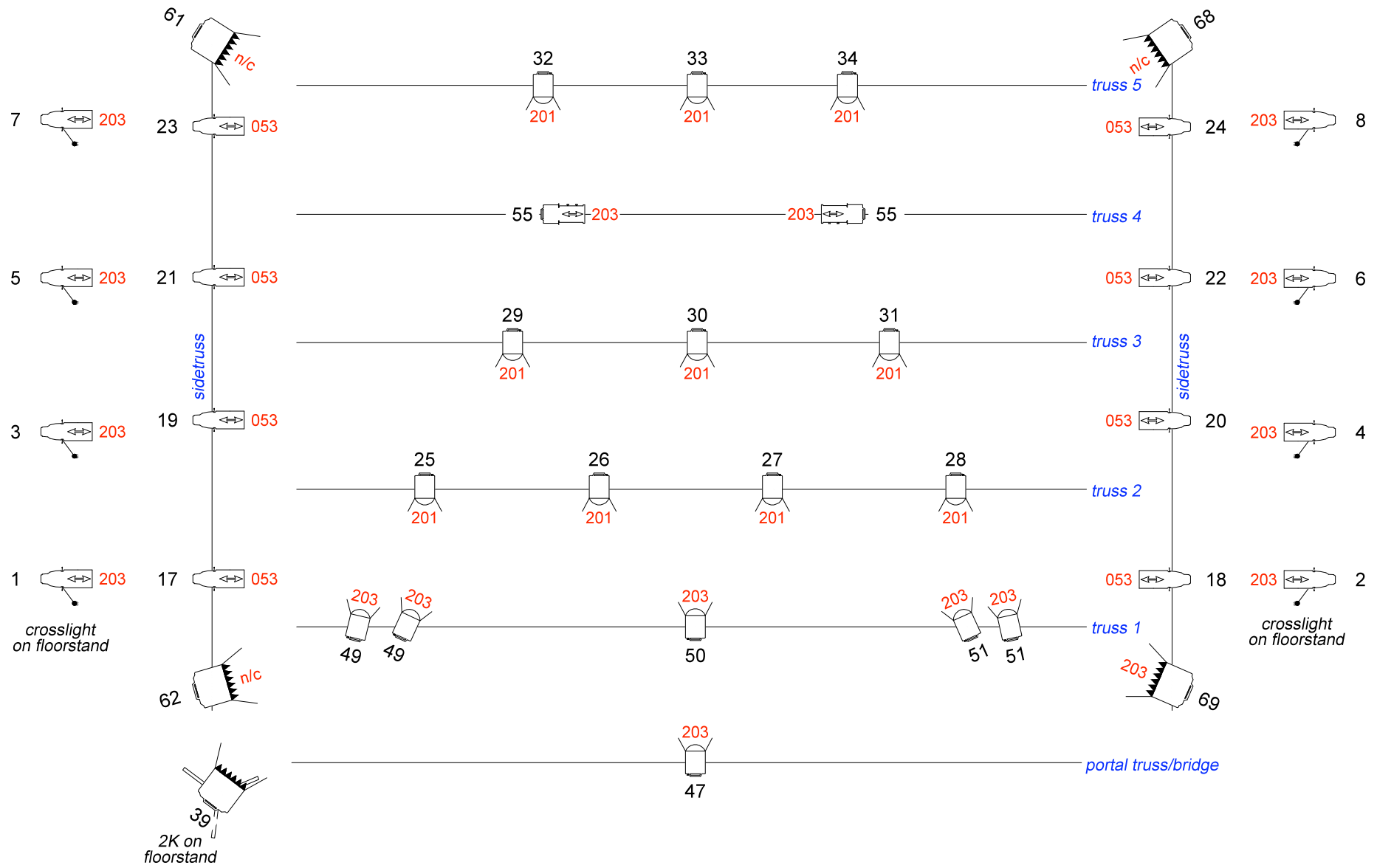


HODWORKS: Basse danse





(Duration: 53 minutes)

technical rider

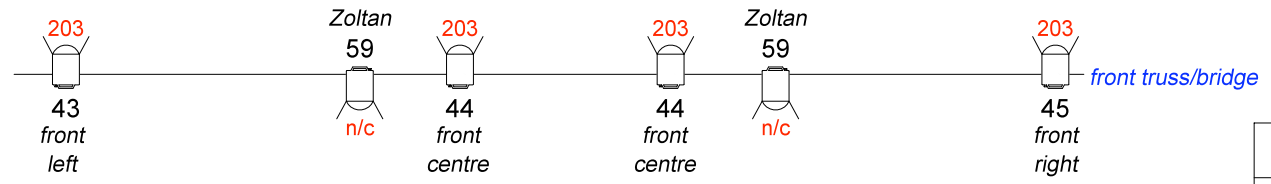
- Stage:** min. 10 m (width) x 10 m (depth) x 6 m (height)
optimal 10 m (width) x 12 m (depth) x 6 m (height)
black dance floor, completely empty stage
(back-drop to be decided on site, no wings, no legs)
- Light:** 48-channel board, manual or computerized
22 x 1 kW PC with barndoors
16 x ETC source four 36 degrees
2 x 1k zoom profile 22-42 degrees
5 x 2k ADB studio fresnel with barndoors
- Filters:** LEE 201, 203, 053 (see next page)
- Sound:** 1 microphone stand
1 (heavy duty) music note stand for the laptop
1 (normal) music note stand
1 keyboard stand
2 speakers BEHIND the audience
2 speakers (house PA)
2 speakers back-stage
(no monitor speakers are used)
Please note that the musician is sitting in the auditorium.
- Miscellaneous:** 1 or 2 dressing room(s) for 5 persons
5 clean towels
Iron and ironing board
- Hospitality:** Fresh fruits
1 case of mineral water without gas (small bottles)
- Set-up, spacing:** min. 8 hours
- Technical assistance:** 1 Light Technician, 1 Sound Technician
- The Company:**
- | | |
|---------------|-----------|
| Dancers | 4 persons |
| Musician | 1 person |
| Choreographer | 1 person |
| Tour Manager | 1 person |
| | <hr/> |
| | 7 persons |
- Contact:** Lilla EREDICS
mobile: +36 70 229 6552
e-mail: eredicslilla@gmail.com



Key:

-  1K PC with barndoors
-  ETC source four 36 degrees
-  1K zoom profile 22-42 degrees
-  2K ADB Studio fresnel with barndoors

(shown gel numbers are LEE numbers)



Houselights channel 100

Basse danse
Company: Hodworks
Choreography: Hód Adrienn
Lightdesign: Bas Berensen
Date: 23 september 2011

Basse Danse | *Hodworks*

Channel description

Channel	Description
1 thru 8	Cross to the other side cut from the floor
17 thru 24	sidelight part 1 follow the shape on the floor
25 thru 28	backlight part 1 downstage make shape on the floor
29 thru 31	backlight part 1 centrestage make shape on the floor
32 thru 34	backlight part 1 upstage make shape on the floor
39	very big cross to upstage right
43	front left downstage, follow the shape on the floor
44	front centre downstage, follow the shape on the floor
45	front right downstage, follow the shape on the floor
47	front centre stage
49	front left and centre upstage, follow shape on the floor
50	front centre upstage, follow shape on the floor
51	front right and centre upstage, follow shape on the floor
55	Sidelight upstage, shutter to follow the shape on the floor, soft edge
59	Special Zoltan, soft on musician
61	2K backlight take the whole floor
62	2K front take the whole floor
68	2K backlight take the whole floor
69	2K front take the whole floor